

## UG SERIES V=1.2 dm<sup>3</sup>

UG 1.2 dm<sup>3</sup> series gas meters are designed for measurement of gas supplied to apartments where consumption of gas does not exceed 6 m<sup>3</sup>/h of air density of 1.2 kg/m<sup>3</sup>.

THE GAS METERS CAN BE USED FOR MEASUREMENT OF:

- Natural gas
- City gas
- Propane-butane gas

Gas meter is equipped with pulse magnet as standard. Pulse transmitter can be added at any time (1 imp = 0.01 m<sup>3</sup>).



### TECHNICAL DATA

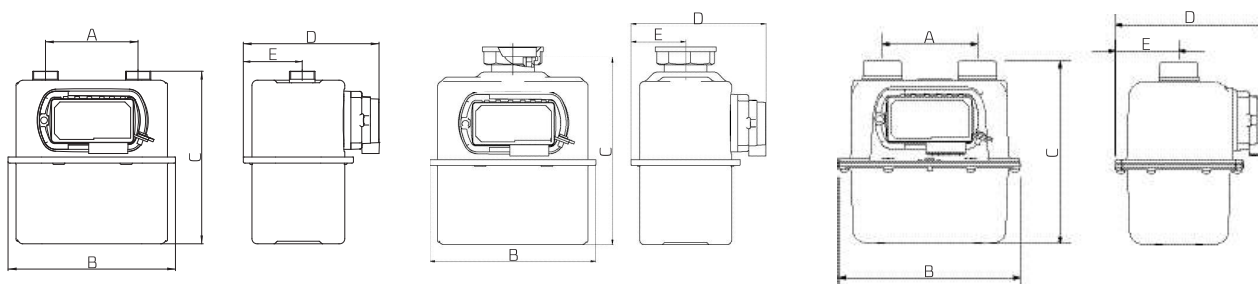
		UG G1.6	UG G2.5	UG G4
Maximum flow rate	m <sup>3</sup> /h	2.5	4	6
Minimum flow rate	m <sup>3</sup> /h	0.016	0.016 / 0.025	0.016 / 0.025 / 0.040
Nominal flow rate	m <sup>3</sup> /h	1.6	2.5	4
Cyclic volume	dm <sup>3</sup>	1.2	1.2	1.2
Max working pressure	bar	0.5 / 2*	0.5 / 2*	0.5 / 2*
Index max indication	m <sup>3</sup> /h	99999.999	99999.999	99999.999
Starting flow rate	dm <sup>3</sup> /h	3	5	5
Fireproof up to 650 °C according to EN 1359	bar	0.1	0.1	0.1

\*) Aluminium case

### ADDITIONAL INFORMATION ON GAS METERS WITH MECHANICAL TEMPERATURE COMPENSATION

	UG T
Cyclic volume	1.15 dm <sup>3</sup>
Allowable indication errors limits during initial verification:	
- Q <sub>min</sub> to 0.1 Q <sub>max</sub>	± 3.5%
- 0.1 Q <sub>max</sub> to Q <sub>max</sub>	± 2.0%
Temperature range	-25 ÷ 55°C
UG T - TC correction range:	
- standard	-10 ÷ 40°C
- optional	-25 ÷ 40°C

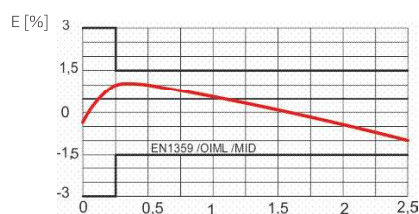
## DIMENSIONS



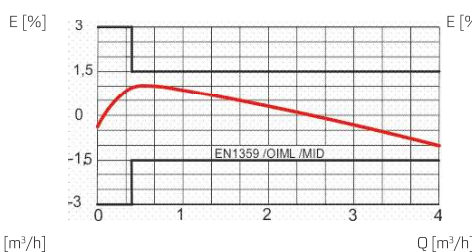
A [mm]	B [mm]		C [mm]		D [mm]		E [mm]		Weight [kg]
	Steel	Alu	Steel	Alu	Steel	Alu	Steel	Alu	
000	200	–	226	–	163	–	66	–	~1.7
100	200	210	212 to 224	210	163	175	66	74	~1.7
110	200	210	208 to 228	210	163	175	66 or 70	74	~1.7
130	200	–	212 to 228	–	163	–	66	–	~1.7
152.4	235	–	262	–	177	–	72	–	~3
160	235	–	241	–	177	–	77	–	~3
220	283	–	223	–	177	–	72	–	~2.9
250	326	–	223	–	177	–	72	–	~3.2

## CURVES OF TYPICAL ERROR AND PRESSURE LOSS

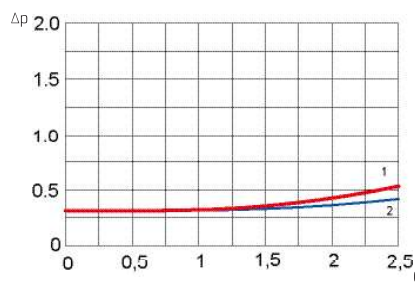
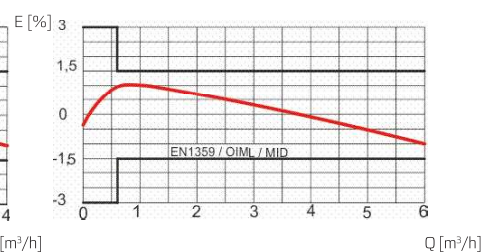
UG G1.6



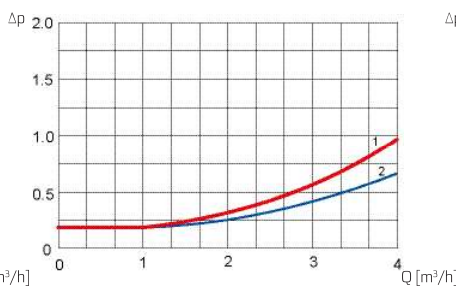
UG G2.5



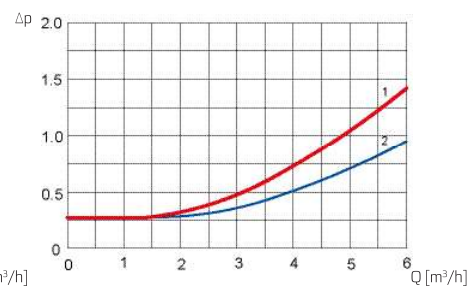
UG G4



1) Air  
2) Natural gas



1) Air  
2) Natural gas



1) Air  
2) Natural gas